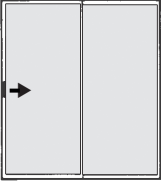
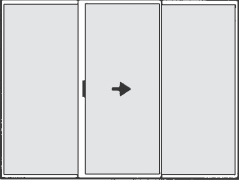
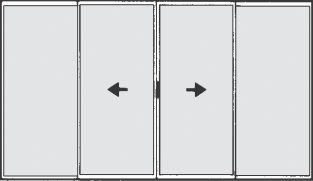


Patio Doors Citation

Specifications

PANEL ARRANGEMENT	NOMINAL PANEL SIZES						
	2'6" x 6'8"	3'0" x 6'8"	4'0" x 6'8"	2'6" x 8'0"	3'0" x 8'0"	4'0" x 8'0"	
2-PANEL SLIDING  2-Panel Reversible XO SHOWN (OX Opposite)	5'0" x 6'8"	6'0" x 6'8"	8'0" x 6'8"	5'0" x 8'0"	6'0" x 8'0"	8'0" x 8'0"	Nominal Unit Size
	4'11" x 6'8"	5'11" x 6'8"	7'11" x 6'8"	4'11" x 7'10"	5'11" x 7'10"	7'11" x 7'10"	Actual* Frame Size
	60" x 80½"	72" x 80½"	96" x 80½"	60" x 94½"	72" x 94½"	96" x 94½"	Rough Opening
3-PANEL CENTER SLIDE  3-Panel Center Slide OXRO	—————	9'0" x 6'8"	12'0" x 6'8"	—————	9'0" x 8'0"	12'0" x 8'0"	Nominal Unit Size
	—————	8'10½" x 6'8"	11'10½" x 6'8"	—————	8'10½" x 7'10"	11'10½" x 7'10"	Actual* Frame Size
	—————	107½" x 80½"	143½" x 80½"	—————	107½" x 94½"	143½" x 94½"	Rough Opening
4-PANEL ENDS FIXED  4-Panel Ends Fixed OXXO	10'0" x 6'8"	12'0" x 6'8"	16'0" x 6'8"	10'0" x 8'0"	12'0" x 8'0"	16'0" x 8'0"	Nominal Unit Size
	9'8⅞" x 6'8"	11'8⅞" x 6'8"	15'8⅞" x 6'8"	9'8⅞" x 7'10"	11'8⅞" x 7'10"	15'8⅞" x 7'10"	Actual* Frame Size
	117⅞" x 80½"	141⅞" x 80½"	189⅞" x 80½"	117⅞" x 94½"	141⅞" x 94½"	189⅞" x 94½"	Rough Opening

*For 4⅞" Thermal Frame Add ⅜" To Frame Width.

Distributed by

